

Release Notes – Appendix

Overview

With this release, you will see the results of some architectural changes completed by our developers. Notable changes are those listed below.



Note: What you see may vary based on the configuration within your school.

Academic Reports

Improvements

- Updated text colouring in the Comment Wizard to improve readability
- Updated the font on the Print Assessment Report button, located on the Assessment screen
- Implemented the Strands Overview menu to allow a Progression Point Score to be manually overridden for the purposes of exporting to CASES21
- Added the Strands Overview menu to allow a Progression Point Score to be manually overridden for the purposes of exporting to CASES21
- Added an option to the Progression Point Breakdown component to hide rows with Non-Participation Results
- Enabled Comment Starters to be manually edited and deleted within the Comment Wizard
- Enabled Comments to be split over multiple pages when printing

Issues resolved

- If you were within a subject set up to assess students using a Progression Point scale, accessing the outcomes screen for data entry could result in a Sentral Exception

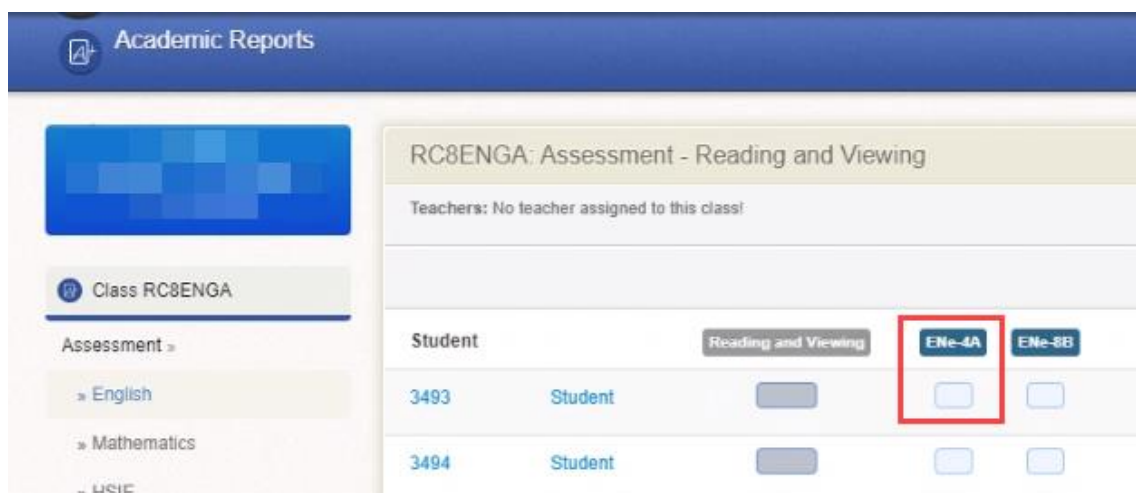


Figure 1: Example Assessment screen for a subject

- The tooltip within the Assessment screen could incorrectly display the semester and year when a student should have achieved a Progression score according to the Assessment matrix, rather than when the student actually achieved the score.

- Comment formatting saved to the Comment Bank could be lost when inserting comments from the Comment Wizard
- Data could be lost when working in two reporting periods simultaneously
- Course results could incorrectly display in Primary or Interim Reports
- Subjects configured as Subject + Outcomes could fail to save when assigned to a Primary-style Assessment Schema

Activities

Improvements

- **Cost Subsidy:** The costs interface for an activity can now support adding subsidy costs. Any subsidy added will be shown in the cost breakdown.

Cost Subsidy

+ Add Subsidy Item

Subsidy Provider	Description	Amount	<input type="checkbox"/> Add Tax (GST) ⓘ	
1	1	10.00		<div>Remove</div>
Total Subsidy Amount				10.00

Summary Costs (All Students Attending)

Total Number of Students	Total Cost Per Student (\$AU)	Total Cost (\$AU)
1	-10.00	-10.00

Projected Summary Costs (Some Students Attending)

	Total Cost Per Student (\$AU)	Total Cost (\$AU)
If 95% students attending	-10.53	-10.00
If 90% students attending	-11.11	-10.00
If 85% students attending	-11.76	-10.00
If 80% students attending	-12.50	-10.00
If 75% students attending	-13.33	-10.00

Save

Remove

Cancel

Figure 2: Cost Subsidy screen

- **Activity:** A new setting has been introduced that allows the enforcement of points cap for categories configured in the Activities module.

Settings

Activity points	<div>ShowHide</div>	This option determines if the points are used and should be shown in activities.
Enforce Category points limit	<div>YesNo</div>	This option determines if point caps can be enforced within categories.
Show Risk Assessment Forms	<div>ShowHide</div>	This option determines if the risk assessment forms should be shown in activities.

Figure 3: Setup Activities | Settings

Analysis

Improvements

- Added the capacity to import Running Records

Issues resolved

- The Academic VCAA was not calculated correctly when data was imported from Academic Reports

Attendance

Improvements

- Updated the styling on the Term picker
- Added an option to Exporter to select Comments only if modified – WA schools only
- Added drag-and-drop functionality for uploading medical certificates
- Added a setting within School Attendance Setup | General Settings called 'Allow attendance administrators medical certificate privileges'. When set to 'Yes' an Add Medical Certificate button displays in the user interface
- Added Notification settings for Future Absences
- Added a Requires Action option to the Future Absences screen
- Added the option to send Parent Portal users Feed items related to Sickbay entries from the Register and current pages in Attendance
- Added a Per Student option when generating an official Record of Attendance report
- Added the ability to run the Attendance export by a single calendar year
- Added the Working with Children Check (WWCC) on Kiosk Visitor Sign-In
- Added the Date and Time to the Sticker layout of Incursion slips

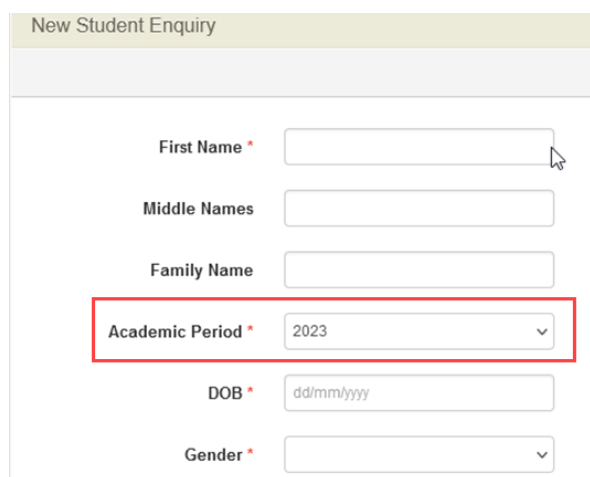
Issues resolved

- Roll class names would not display properly in the user interface when there was an apostrophe in the name
- Letter template icons could be misaligned when template names were long
- The date picker would not appear for users to select the date range when exporting absences
- Flags set to Show on Roll would not appear in the Attendance module
- Inactive reasons were visible on the Reason Management screen
- Submitting a barcode roll could override existing absences
- Students could sign in using reasons that were locked

Enrolments

Improvements

- Enquiry: Added an option for schools using enquiry records to select an academic period for the potential student record



The screenshot shows a web form titled "New Student Enquiry". It contains several input fields: "First Name" (with a red asterisk), "Middle Names", "Family Name", "Academic Period" (with a red asterisk and a dropdown menu showing "2023"), "DOB" (with a red asterisk and a date format "dd/mm/yyyy"), and "Gender" (with a red asterisk and a dropdown menu). The "Academic Period" field is highlighted with a red rectangular box.

Figure 4: New Student Enquiry | Academic Period field

House Points

Improvements

- Added an alert to the user that at least one house is required when adding house points
- Removed the ability to delete the default scoring period

Interviews

Improvement

- An error message was added to address overlapped bookings

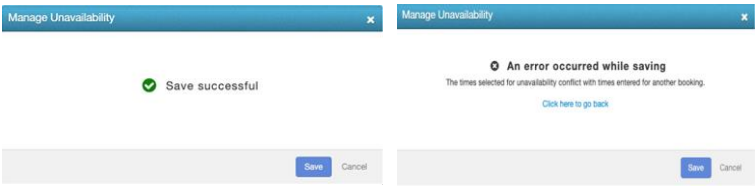


Figure 5: Before and After error messages

- Visitors – Added an option for automatic check-out

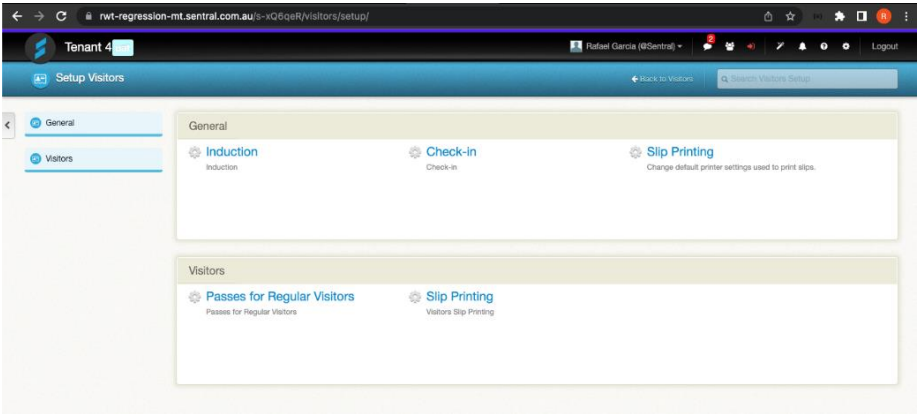


Figure 6: Before improvement

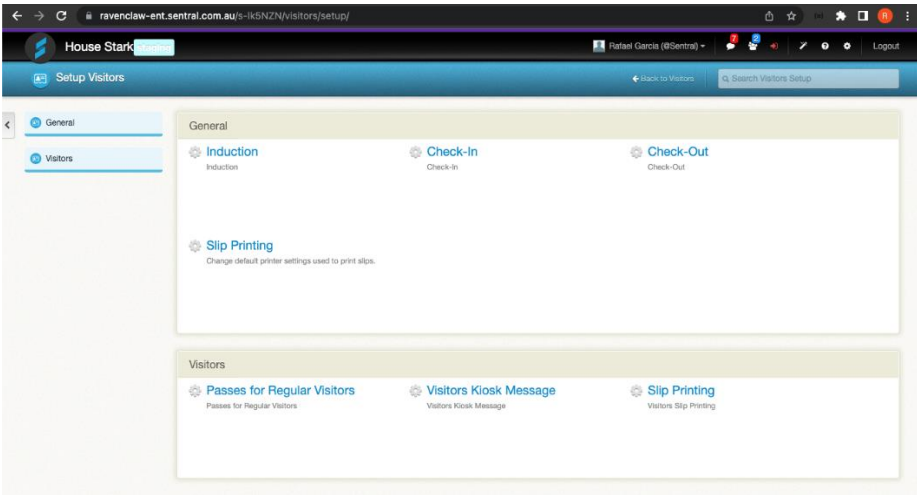


Figure 7: After improvement

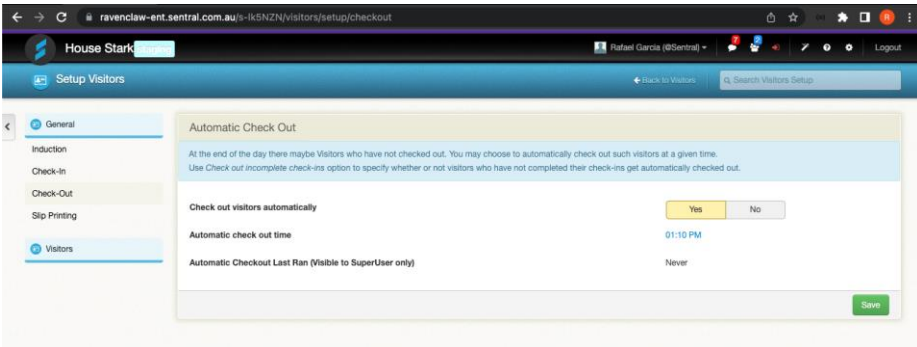


Figure 8: Options after improvement

Issues resolved

- **Schools could request an interview with parents even if an interview had already been requested.**
An error message now displays indicating that an interview for the student has already been requested.

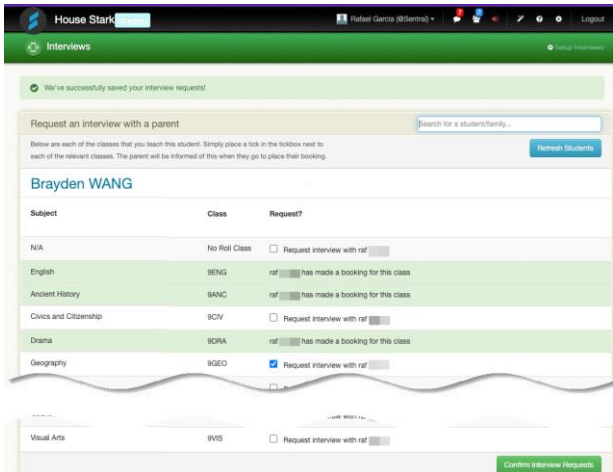


Figure 9: Example of screen before issue resolution

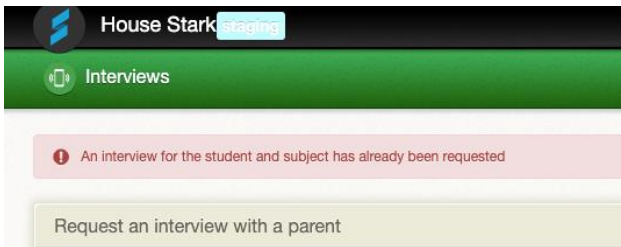


Figure 10: Error message after issue resolution

- **Visitors Check-In: WWVP status checks were not added for Tasmanian residences.**

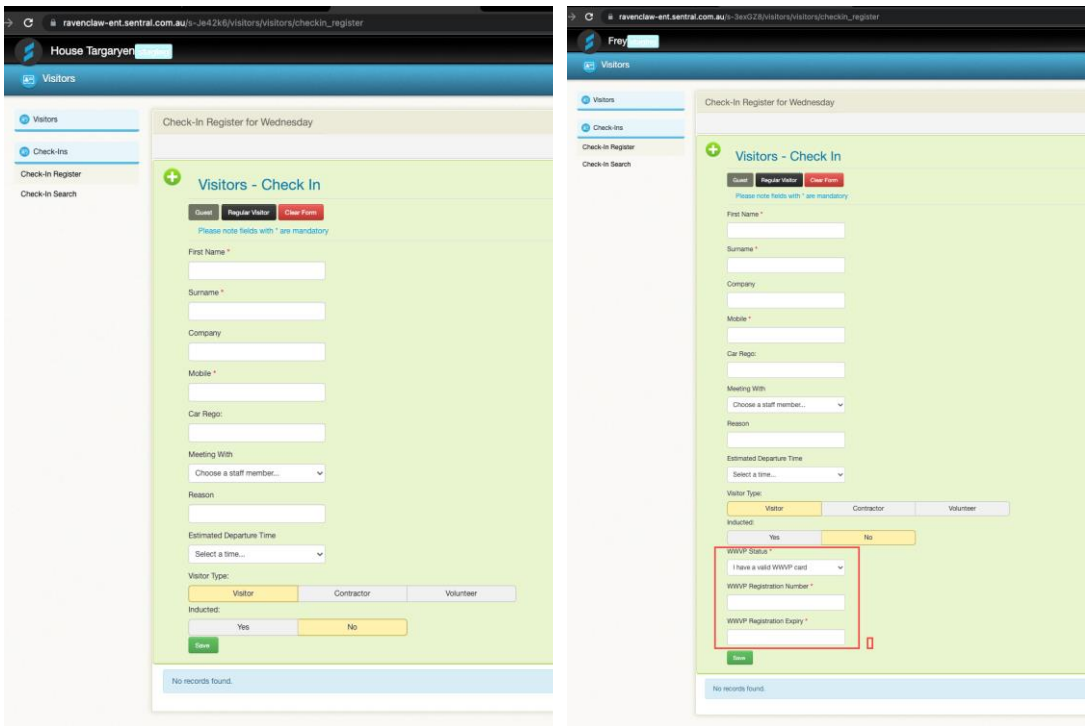


Figure 11: Screen example before issue resolution

Markbook

Improvements

- Removed the ability to select the export option unless all required fields have been completed
- Enforced the requirement for the Faculty Name field to be completed when creating a new Faculty/Group
- Added a loading icon to indicate that a Markbook imported via a file is being processed

Plans

Improvements

- Added Responsible Staff and Evaluation Due Date to Plans
- Improved the display of Relationship Types in View and Edit plan screens
- Included the titles of Contact 1 and Contact 2 Relationship in Edit mode
- Updated the formatting to remove spaces between brackets and their contained words
- Updated the formatting to add spaces before the opening brackets

Issues resolved

- Outcomes only applicable to high school students would display for primary school IEP Plans when entering new goals
- Attempting to edit a Plan could result in a timeout error

Profiles

Improvements

- **Legacy:** Added settings which can control the display and usage of Profiles v1 for schools that still rely upon the older version of profiles module

Profile Version Select the default version of profiles. This will be globally changed for all users.	<input type="radio"/> Profiles Version 1
	<input checked="" type="radio"/> Profiles Version 2
Profile Version Buttons Select whether or not to show the buttons to switch between profile versions.	<input checked="" type="checkbox"/> Show Profile Version Buttons
<div>Save</div>	

Figure 12: Profile settings

PxP

Improvements

- Added an option to source the attendance data for the Attendance Percentages (on screen and in the report) from Attendance rather than PxP data.
This was introduced for schools that update records in Attendance but do not modify the original rolls in PxP.
- Added multigrid support for PxP
- Added a Percentage Export for International Students
- Updated Timetable screen styling

Issues resolved

- A Reason Type flagged as Explained could still display in the rolls as Unexplained
- The Truancy Report would fail to filter by School House
- The Attendance Comparison report would generate inaccurate Attendance Details
- Incursions could still be created when the setting Setup > Quick Actions > Incursions was set to No
- Absence data could fail to appear on the Print Roll Sheet, even when selected
- HTML characters could appear in the Daily Roll
- The Copy Period form was too wide for the screen

Resource Booking

Improvements

- **Multi Grid:** Added the ability for multigrid configurations to have a Default Campus set for Resources.

Timetables

Improvements

- Updated styling for Student Locator
- Added setup screen for campuses to allow the setting of a default campus used in Resource Booking syncs
- Fixed Resource Booking Period import to only use the default campus.
- Added a warning to Resource Booking imports from Timetables that displays when no default campus is selected
- Replaced buttons with tabs for the Search selector

Issues resolved

- The Student Locator screen would not load the data for the selected student
- HTML characters Would Appear the Timetable header if the staff member's name included a special character
- Printing student timetables in bulk could result in an error
- The Timetable interface would display the number of teachers associated with the class instead of the teacher names
- Room availability would not displaying correctly if a Class Lesson was not defined via Edval

Wellbeing

Improvements

- Added the ability to export Student Awards from Wellbeing.
- Added the ability to view a list of students with Award nominations who have subsequently had Awards removed for cleanup purposes
- Updated the styling on the term picker
- Added a Nominated Contact field to the Suspension form.
This allows the user to select a staff member as the appropriate contact for the Suspension process, and include the staff member's name in any appropriate letters by using a merge field.
- Disabled the Save button while an incident is being generated to prevent duplication
- Updated the Incident creation and edit interface to function correctly when used on a tablet
- Updated Email confirmation screen so that it reports when emails are not sent for Incident notifications
- Added the ability to filter students on an Expired level by year level
- Added Compass Chronicle Importer
- Added ability to filter Incident reports by Academic class
- Added clearer warnings during edits to Award nomination rules to indicate the impact of the changes on existing awards

Issues resolved

- The bold and italic buttons would not apply the appropriate HTML tags when editing letters
- N-Awards could sometimes fail to save correctly when the Resolved status was selected
- Notes missing a sub category could be incorrectly excluded when running a Notes report
- If an Incident report found no matching results, the search form could reset itself upon screen reload
- Incorrect letter templates could be removed when deleting letters
- Automatic notifications could display an incorrect tally of Associated Records
- The icons indicating Level movement did not point in the appropriate direction to show the student as moving up or down

Core Platform

User interface changes

- Header Bell icon removed
- Need help? button is a different colour
- Header > Super User > My User Profile dropdown has an extra menu item – View Recent Reports – Super users only.
- Impersonate as another user > Header > Magic Wand (Super User) icon has been removed. It was used to display only one menu item called Report an issue and this functionality has been removed.
- Header > Super User – Changes to menu options. Some removed and some added

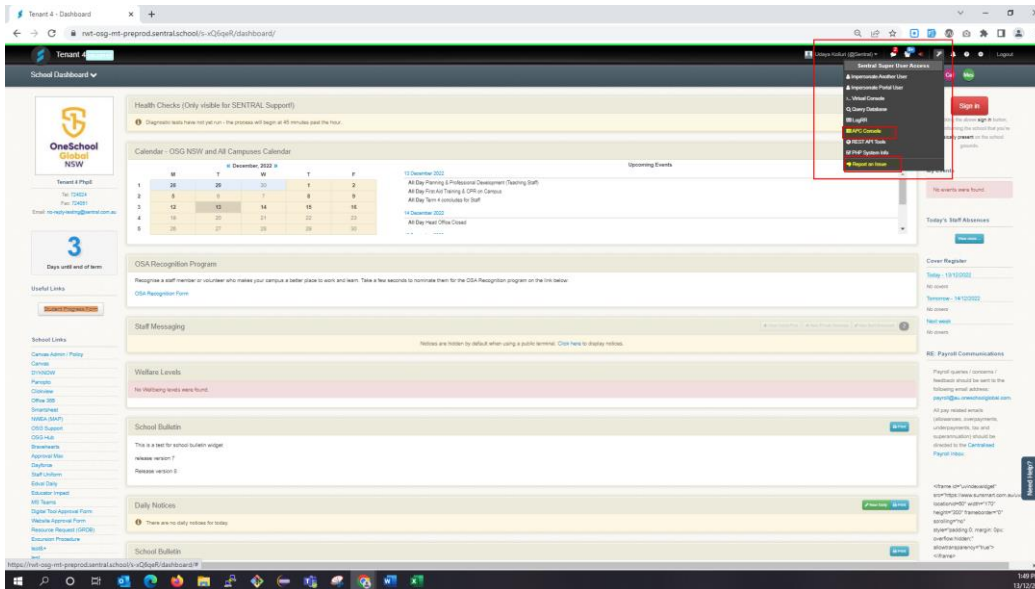


Figure 13: Menu options removed

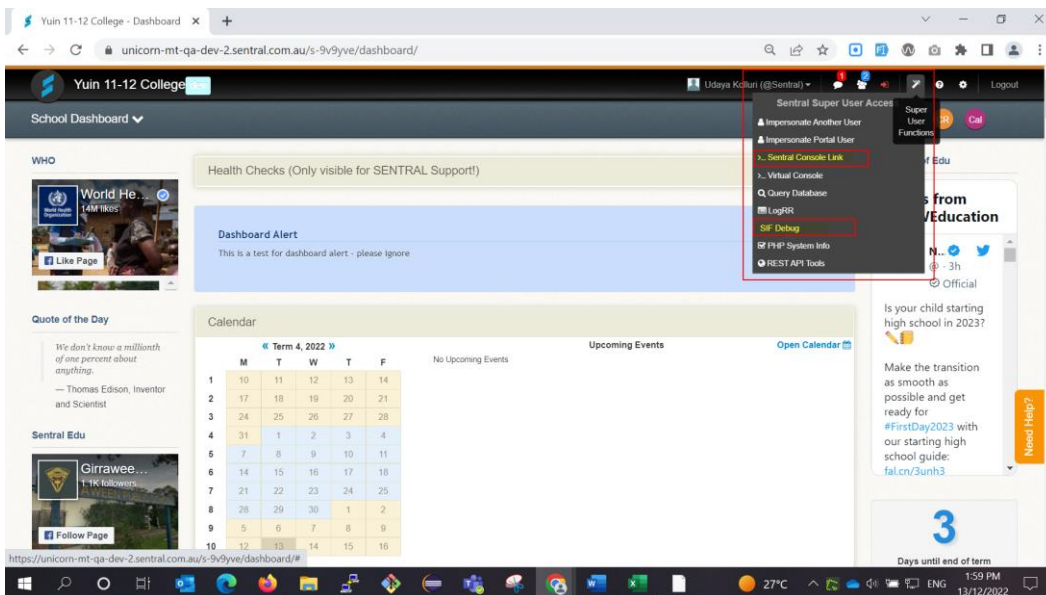


Figure 14: Menu options added

- Removed the Add New Campus button and School Campuses menu option

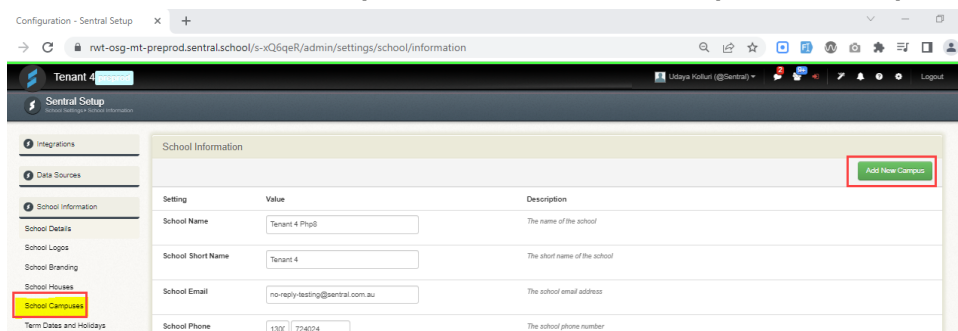


Figure 15: Menu option and button removed

- Removed Moodle functionality

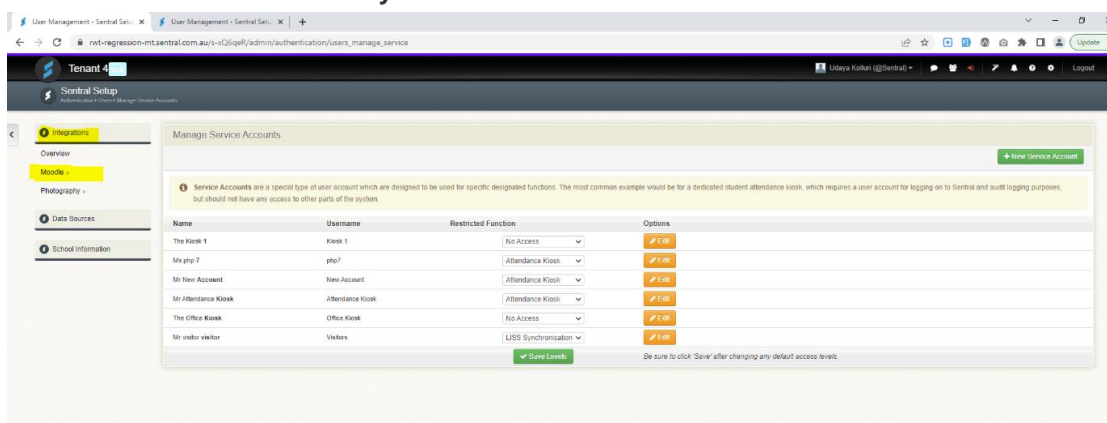


Figure 16: Menu options removed

Improvements

- My User Profile: Added two-step authentication functionality

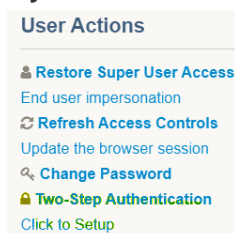


Figure 17: New menu option

- Added a Modules dropdown to the Need Help tab

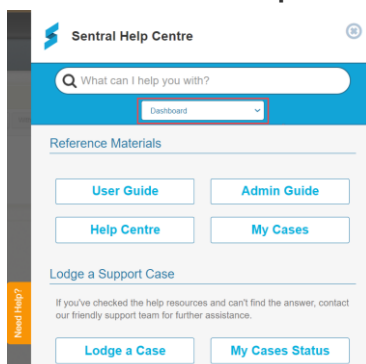


Figure 18: New dropdown

- **Sentral Setup > Added new menu options**

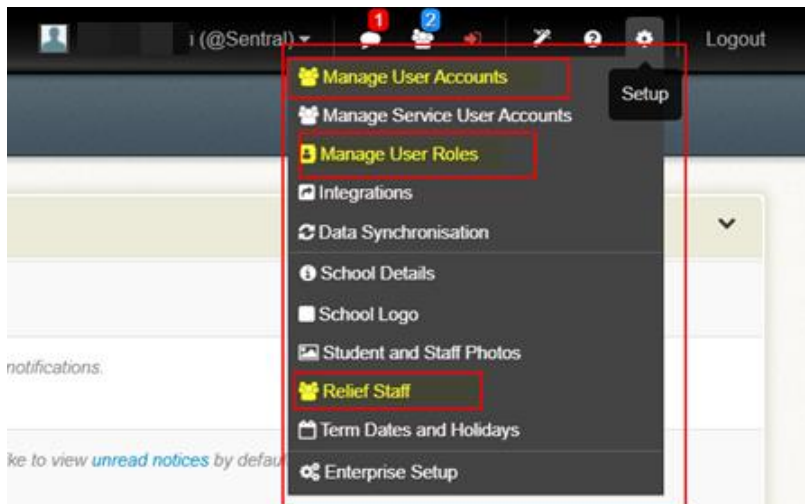


Figure 19: New menu options

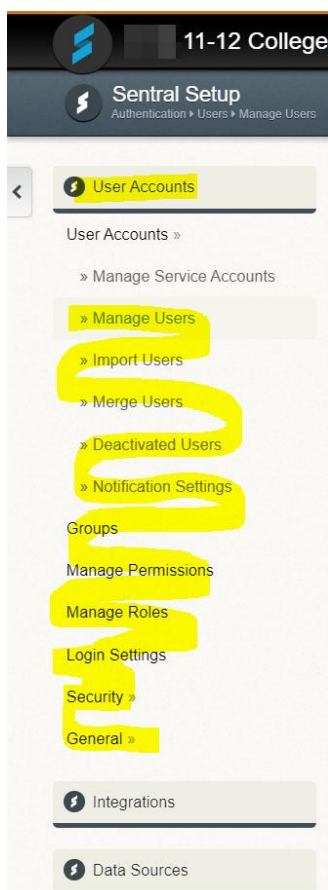


Figure 20: New menu options

- Added a School Login Page

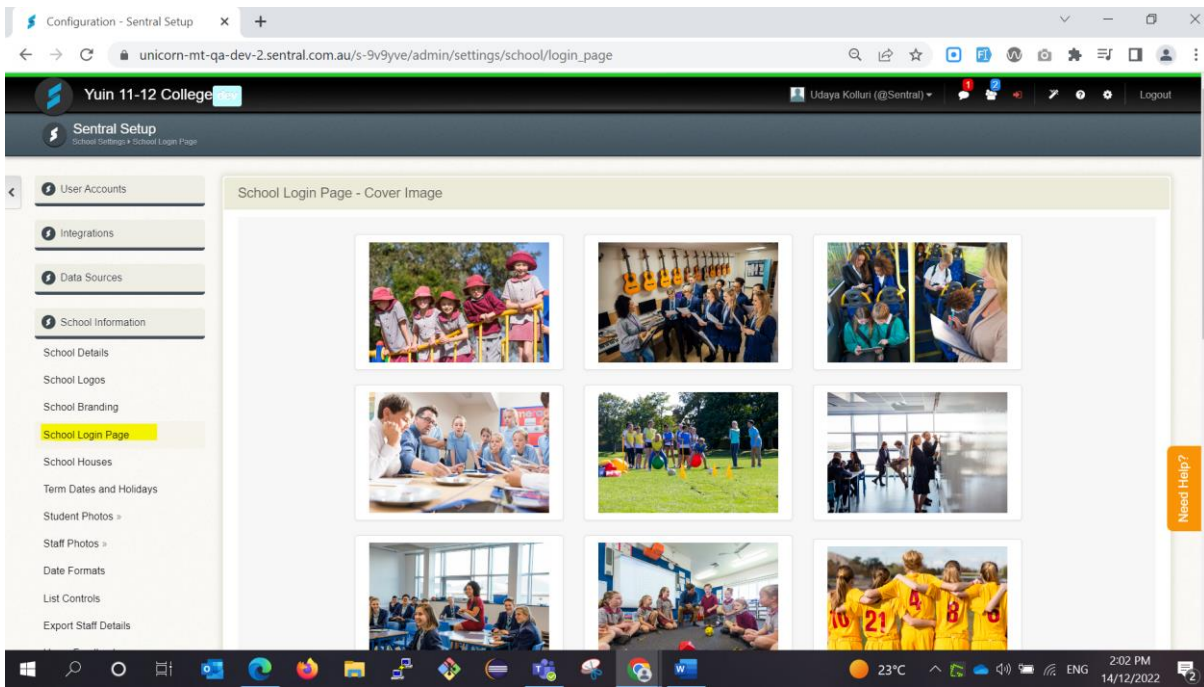


Figure 21: Menu option added

Issues resolved

- Super User > SIF Debug – no data was displayed
- Delete button and select image did not work on the School Login Page

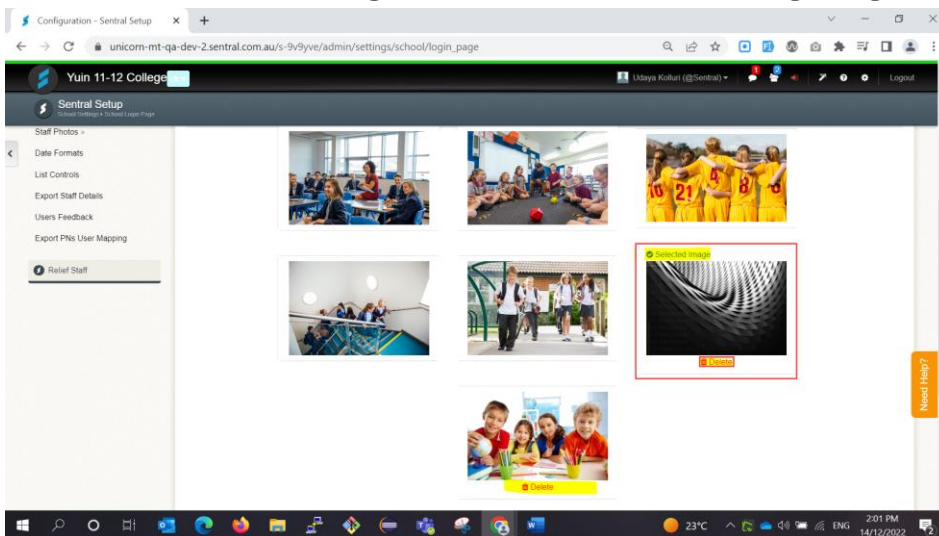


Figure 22: School Login Page example

- (ACT) An error would display when the Search button was selected on the Relief Staff Access Portal
Sentral Setup > Grant Relief Staff Access menu

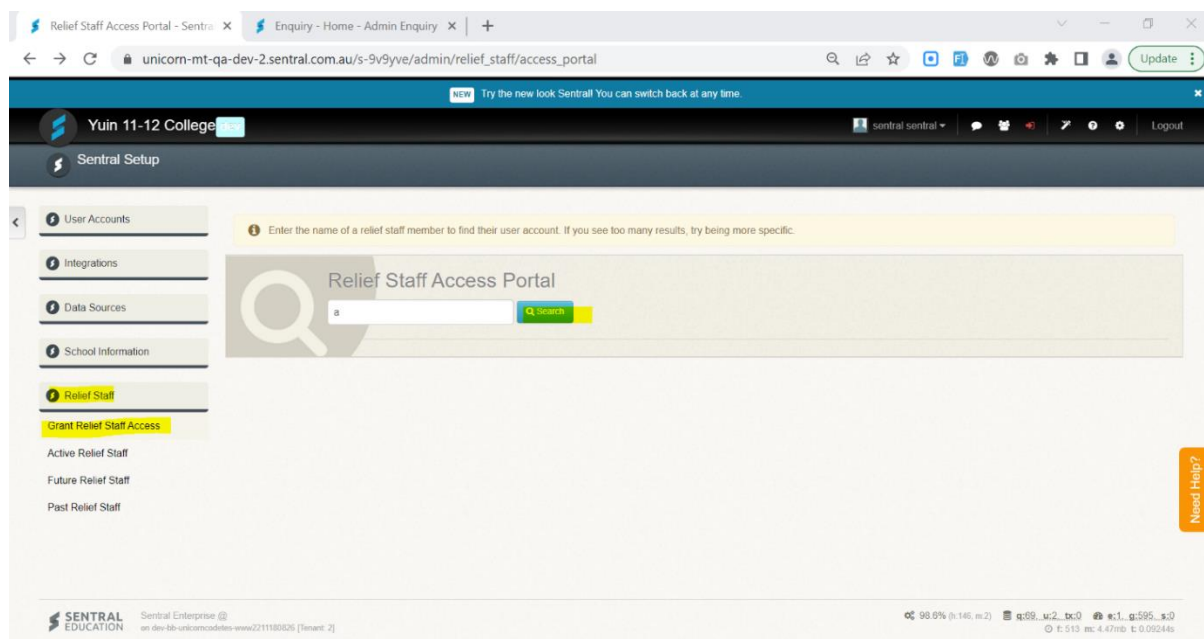


Figure 23: Menu option added

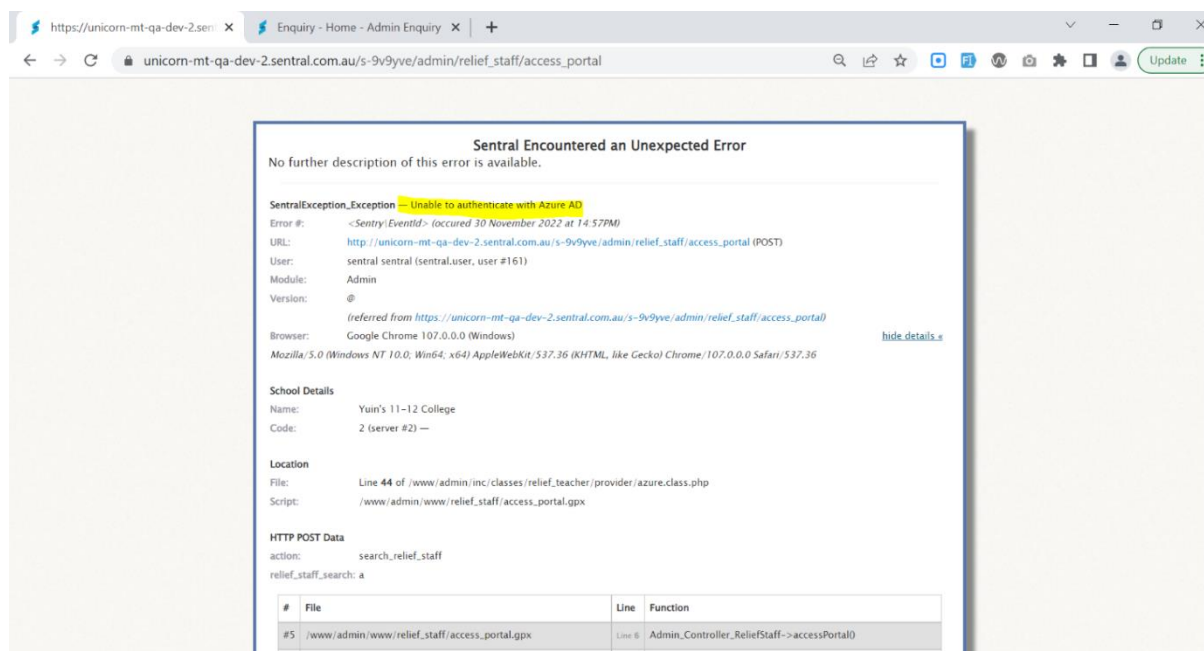


Figure 24: Error message